

## ■ DIN-Rail Socket Ordering Information

P T F - 11 A E

**Safeguard:**

**Nil:** Without Finger Protection

**E:** With Finger Protection

**Area Specification:**

**A:** Asia Specification

**B:** Europe Specification

**Effective Holes:**

**08:** 8 Holes

**11:** 11 Holes

**14:** 14 Holes

**Install Type:**

**F:** DIN-Rail Install

**Suit Relay Model:**

**Y:** RE Model

**T:** RET Model

**Item:**

**P:** Socket

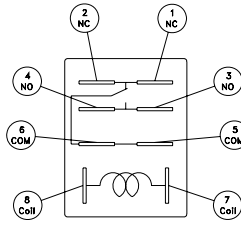
### ◇ DIN-Rail Socket List

No	Socket Name	Suit Relay Model	Note
1	PTF-08A	RET-1P, RET-2P	
2	PTF-08AE	RET-1P, RET-2P	
3	PTF-14A	RET-4P	
4	PTF-14AE	RET-4P	

# PTF

## Socket illustration

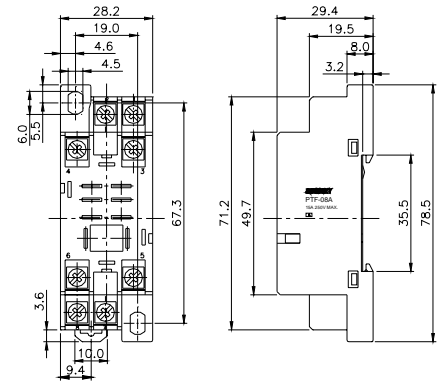
### PTF-08A



Terminal illustration

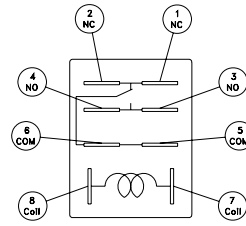


BS-36-M  
Equipment



Appearance illustration

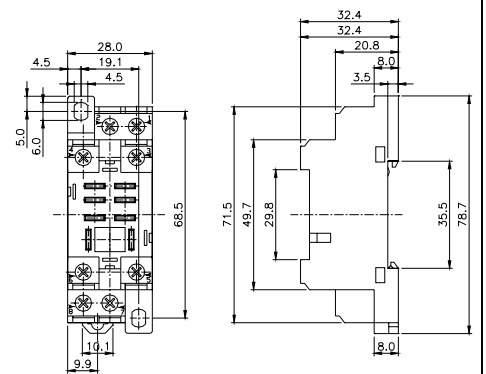
### PTF-08AE



Terminal illustration



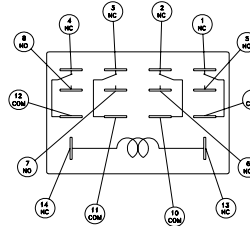
BS-36-M  
Equipment



Appearance illustration



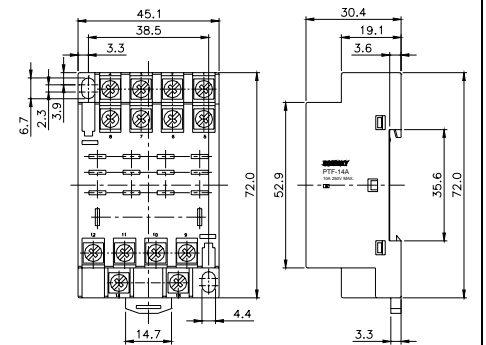
### PTF-14A



Terminal illustration

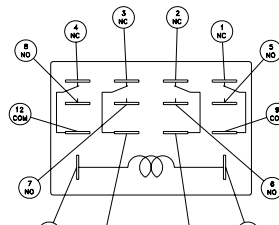


BS-36-M  
Equipment



Appearance illustration

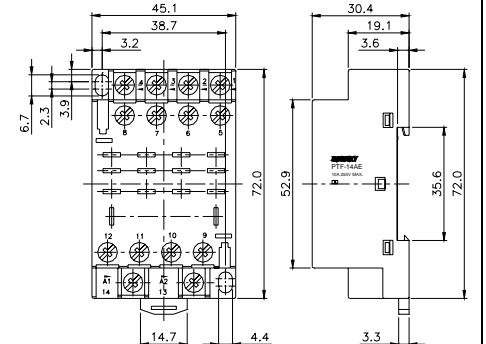
### PTF-14AE



Terminal illustration



BS-36-M  
Equipment



Appearance illustration