

通用继电器	HJQ-15F-4
--------------	------------------

- QC&PC terminals
- High dielectric strength 3,000VAC
- Optional flanged case for panel mounting
- Conform to ROHS,ELV directive



ORDERING CODE 订购代码

HJQ-15F-4 — <u>12VDC</u> — <u>S</u> — <u>Z</u>			
1	2	3	4
1. Relay Model 继电器型号 2. Coil Nominal Voltage 线圈额定电压 5,6,9,12,24,48VDC 3. S: Sealed 密封 K: Open Type 敞开型	4. 触点转换形式 H: Form A Z: Form C D: Form B		

COIL DATA 线圈参数

Nominal Voltage 额定电压(VDC)	5	6	9	12	24	48	0.93W
Coil Resistance 线圈阻值($\Omega \pm 10\%$) at 20°C	27	39	87	155	620	2480	
Rated Current 额定电流(mA)	186	155	103	77.5	39	19	
Max Operate Voltage 最大吸合电压(VDC)	3.75	4.5	6.75	9	18	36	
Min Release Voltage 最小释放电压(VDC)	0.5	0.6	0.9	1.2	2.4	4.8	
Max Applicable Voltage 最大过载电压	70°C时额定电压的130%， 23°C时额定电压的170%						

CONTACT DATA 触点参数

Contact Form 触点形式	1H/1D/1Z
Contact Material 触点材料	Silver Alloy
Load 负载	Resistive load(COS Φ =1)
Contact Ratings 触点负载	1H: 25A(30A) 240VAC/20A 28VDC 1D: 15A 240VAC/10A 28VDC 1Z: 20A/10A 240VAC/28VDC
Minimum load 最小负载	500mA 5VDC
Max Switching Voltage 最大转换电压	250VAC/30VDC
Max Switching Current 最大转换电流	30A
Max Switching Power 最大转换功率	6000VA/560W
Contact Resistance 接触电阻	100m Ω Max at 6VDC 1A
Life Expectancy 寿命	Electrical 电气寿命: 100,000 Operations(at30Operations/minute)
	Mechanical 机械寿命: 10,000,000 Operations(at300Operations/minute)

CENACT DATA 一般参数

Insulation Resistance 绝缘阻值	100M Ω Min at 500VDC
Dielectric Strength Between Open Contacts 触点间耐压	1500VAC(for one minute)
Between Contacts and coil 触点与线圈间耐压	1500VAC(for one minute)
Operate Time 吸合时间	15ms

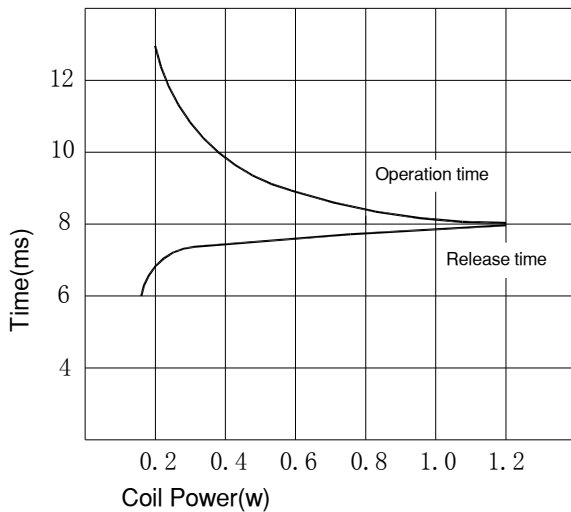
Release Time释放时间	10ms
Temperature Range环境温度	-40°C to +70°C
Shock Resistance冲击	Operating Extremes动作极限: 10G
	Damage Limits破坏极限: 100G
Vibration Resistance振动	10-55Hz, 1.5mm
Max. switching frequency最大转换频率	Mechanical: 18,000operations/hr
	Electrical: 1,800operations/hr
Humidity湿度	40-85%
Weight重量	Approx 36g
Safety Standard安全标准	UL cUL

■ APPROVED STANDARDS 安全标准

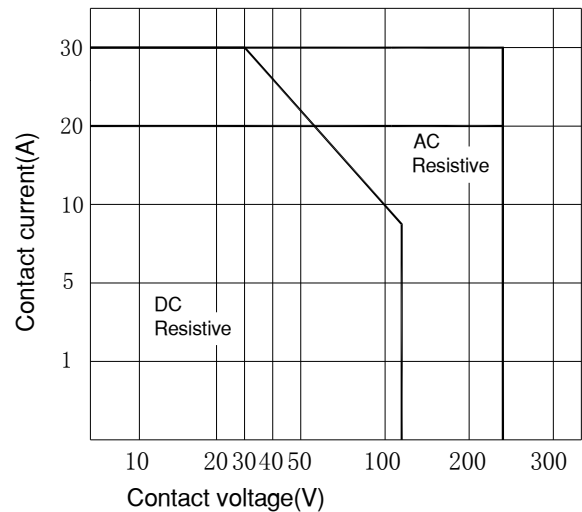
Model(型号)	Coiling rating (线圈电压)	Safety Standard (安全标准)	Contact rating (触点负载)
HJQ-15F-4	5 to 48VDC	UL/cUL	NO: 25A 240VAC 25A 28VDC
			NC: 10A 240VAC 10A 28VDC

■ ENGINEERING DATA 设计参数

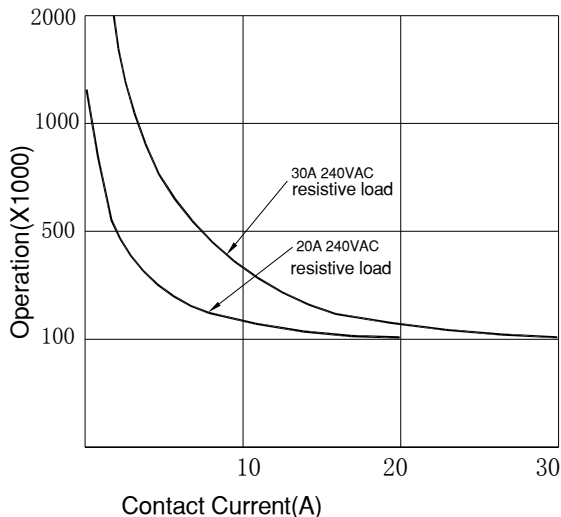
Timing



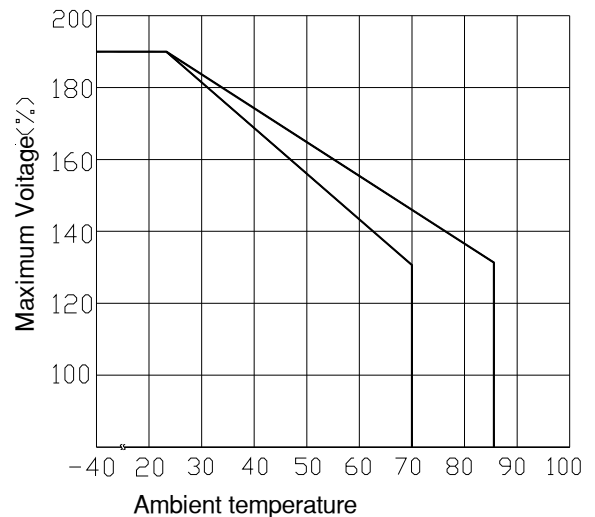
Contact switching capacity



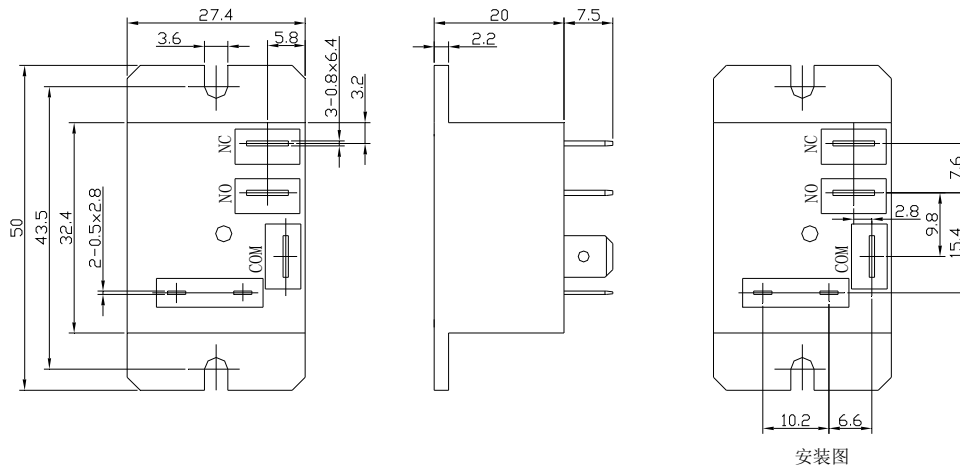
Life expectancy



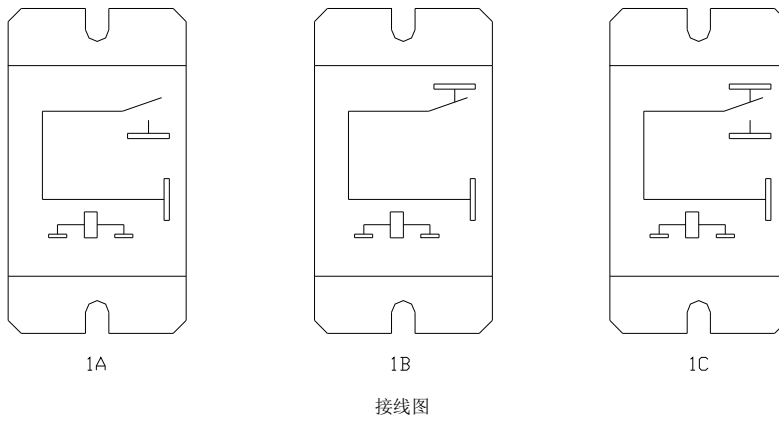
Ambient Temperature vs. Maximum Voltage



■ OVERALL AND MOUNTING DIMENSIONS 安装图



安装图



接线图

备注：1) 产品部分外形尺寸中未注尺寸公差：当外形尺寸 $\leq 1\text{mm}$ 时，公差为 $\pm 0.2\text{mm}$ ；当外形尺寸在 $1\sim 5\text{mm}$ 时，公差为 $\pm 0.3\text{mm}$ ；当外形尺寸 $> 5\text{mm}$ 时，公差为 $\pm 0.4\text{mm}$ 。

2) 安装孔尺寸中未注尺寸公差均为 $\pm 0.1\text{mm}$ 。