

801H



»» Features

- Miniature PCB sugar cube relay.
- High rating 10A/250VAC/30VDC & TV-8.
- Reverse contact terminal position version is available.
- Optional for sealed flux free & sealed washable types.
- Comply with RoHS-Directive 2002/95/EC.

»» Type List

Terminal style	Contact form	UL Insulation system approval	Designation (provided with)		
			Flux tight	Sealed type	Sealed type washable
PCB terminal	1C (SPDT)	-----	801H-1C-C	801H-1C-V	801H-1C-S
		F	801H-1C-C FXXVDC	801H-1C-V FXXVDC	801H-1C-S FXXVDC
	1A (SPNO)	-----	801H-1A-C	801H-1A-V	801H-1A-S
		F	801H-1A-C FXXVDC	801H-1A-V FXXVDC	801H-1A-S FXXVDC

»» Ordering Information

801 H - 1A - C XXVDC
 1 2 3 4 5

- | | |
|------------------------------------|---------------------------|
| 1. 801 -- Basic series designation | 4. C -- Flux tight |
| 2. H -- High power type | V -- Sealed type |
| 3. 1A -- Single pole normally open | S -- Sealed type washable |
| 1B -- Single pole normally closed | 5. Blank -- Standard type |
| 1C -- Single pole double throw | F -- Class F |

»» Contact Rating

Resistive load	12A 125VAC ^(*) ; 10A 250VAC ; 10A 30VDC
----------------	----------------------------------------------------

»» Coil Rating (DC)

Rated voltage (V)	Rated current ±10 % at 23°C (mA)	Coil resistance ±10 % at 23°C (Ω)	Max. continuous voltage at 85°C	Pick up voltage(Max) at 23°C	Drop out voltage(Min) at 23°C	Power consumption at rated voltage
3	120	25	160 % of rated voltage	75 % of rated voltage	10 % of rated voltage	approx. 0.36W
5	73	69				
6	60	100				
9	40	225				
12	30	400				
18	20	900				
24	15	1600				
48	7.5	6400				
60	6	10000				

801H

»» Specification

Contact material	AgSnO alloy	
Contact resistance ⁽¹⁾	50mΩ Max. (1A/6VDC by 4 pipes mΩ meter)	
Operate time ⁽¹⁾	15ms Max.	
Release time ⁽¹⁾	5ms Max.	
Insulation resistance ⁽¹⁾	100 MΩ Min. (DC 500V)	
Dielectric strength ⁽¹⁾	Between open contact	: AC 750V , 50/60Hz 1 min.
	Between contact and coil	: AC 1500V , 50/60Hz 1 min.
Vibration resistance	Operating extremes	10~50Hz , amplitude 1.0 mm
	Damage limits	10~50Hz , amplitude 1.0 mm
Shock resistance	Operating extremes	10G
	Damage limits	100G
Life expectancy	Mechanical	10,000,000 operations (frequency 18,000 operations/hr)
	Electrical	100,000 operations (※50,000 operations) (frequency 1,200 operations/hr)
Operating ambient temperature	-40~+85°C (no freezing)	
Weight	Approx. 16 g	

Note : (1) initial value

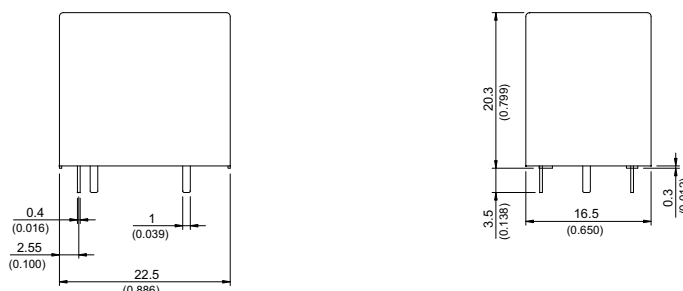
»» Safety Approval

Certified	UL / CUL	CSA	TUV
File No.	E88991	1474287	R09352399

»» Safety Approval Rating

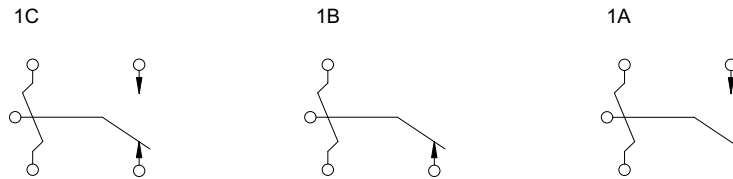
UL / CUL	CSA	TUV
15A 125VAC	15A 125VAC	10A 250VAC
10A 250VAC	10A 250VAC	12A 125VAC
10A 30VDC	10A 30VDC	10A 30VDC
1/2HP 125/250VAC	1/2HP 125/250VAC	
TV-3	TV-3	
TV-8 (for 1A)	TV-8 (for 1A)	

»» Outline Dimensions

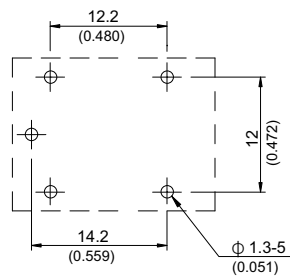


801H

»» Wiring Diagram BOTTOM VIEW



»» PC Board Layout BOTTOM VIEW



»» Engineering Data

