



## »» Features

- 10A 277VAC high rating miniature PCB Relay.
- Special design for White Good and Heating Element applications.
- High insulation 8mm, 4KV.
- High CTI greater than 250 and New Glow Wire approved. (E version)
- Comply with RoHS-Directive 2002/95/EC.

## »» Type List

### ◆ Standard Type

Terminal style	Contact form	UL Insulation system approval	Designation (provided with)		
			Flux tight	Sealed type	Sealed type washable
PCB terminal	1A (SPNO)	F	101-1AH-F-C	101-1AH-F-V	101-1AH-F-S
		F	101-1AHA-F-C	101-1AHA-F-V	101-1AHA-F-S
	1B (SPNC)	F	101-1BH-F-C	101-1BH-F-V	101-1BH-F-S
		F	101-1BHA-F-C	101-1BHA-F-V	101-1BHA-F-S
	1C (SPDT)	F	101-1CH-F-C	101-1CH-F-V	101-1CH-F-S
		F	101-1CHA-F-C	101-1CHA-F-V	101-1CHA-F-S

### ◆ High Sensitivity Type

PCB terminal	1A (SPNO)	F	101N-1AH-F-C	101N-1AH-F-V	101N-1AH-F-S
		F	101N-1AHA-F-C	101N-1AHA-F-V	101N-1AHA-F-S
	1B (SPNC)	F	101N-1BH-F-C	101N-1BH-F-V	101N-1BH-F-S
		F	101N-1BHA-F-C	101N-1BHA-F-V	101N-1BHA-F-S
	1C (SPDT)	F	101N-1CH-F-C	101N-1CH-F-V	101N-1CH-F-S
		F	101N-1CHA-F-C	101N-1CHA-F-V	101N-1CHA-F-S

## »» Ordering Information

101 N - 1A C - F - C E  
 1 2 3 4 5 6 7

- |  |   |
|--|---|
| <p>1. 101 -- Basic series designation</p> <p>2. Blank -- Standard type<br/>N -- High sensitivity type</p> <p>3. 1A -- Single pole normally open<br/>1B -- Single pole normally closed<br/>1C -- Single pole double throw</p> <p>4. C -- Contact material AgNi<br/>CA -- Contact material AgNi+Au<br/>H -- Contact material AgSnO<br/>HA -- Contact material AgSnO+Au</p> | <p>5. Blank -- Standard type<br/>F -- Class F</p> <p>6. C -- Flux tight<br/>V -- Sealed type<br/>S -- Sealed type washable</p> <p>7. Blank -- Standard type<br/>E -- CTI 250V</p> |
|--|---|

## »» Contact Rating

Rated load (resistive)	NO : 8A 240VAC    NC : 5A 240VAC    NO/NC : 8A/3A 240VAC
Max. switching current	8A
Max. switching voltage	277VAC
Max. switching capacity	1920VA

## »» Coil Rating (DC)

## ◆ Standard Type

Rated voltage (V)	Rated current ±10 % at 23°C (mA)	Coil resistance ±10 % at 23°C (Ω)	Max. continuous voltage at 85°C	Pick up voltage(Max) at 23°C	Drop out voltage(Min) at 23°C	Power consumption at rated voltage
3	120	25	160 % of rated voltage	75 % of rated voltage	5 % of rated voltage	approx. 0.36W
5	72.5	69				
6	60	100				
9	40	225				
12	30	400				
18	20	900				
24	12	1600				
36	10	3600				
48	7.5	6400				
60	6	10000				

## ◆ High Sensitivity Type

Rated voltage (V)	Rated current ±10% at 23°C (mA)	Coil resistance ±10% at 23°C (Ω)	Max. continuous voltage at 85°C	Pick up voltage(Max) at 23°C	Drop out voltage(Min) at 23°C	Power consumption at rated voltage
3	75	40	180 % of rated voltage	75 % of rated voltage	5 % of rated voltage	approx. 0.22W
5	44.3	113				
6	36.8	163				
9	24.5	368				
12	18.3	655				
18	12.2	1473				
24	9.2	2610				
36	6.1	5902				
48	4.6	10435				
60	3.7	16210				

# 101

## »» Specification

Contact material	AgSnO alloy	
Contact resistance <sup>(1)</sup>	100mΩ Max.	
Operate time <sup>(1)</sup>	6ms Max.	
Release time <sup>(1)</sup>	2ms Max.	
Insulation resistance <sup>(1)</sup>	1000MΩ Min. (DC 500V)	
Dielectric strength <sup>(1)</sup>	Between open contact	: AC 1000V, 50/60Hz 1 min. (typ.)
	Between contact and coil	: AC 5000V, 50/60Hz 1 min.
Vibration resistance	Operating extremes	10~500Hz , NO : 20G · NC : 5G
	Damage limits	10~55Hz , amplitude 1.5 mm
Shock resistance	Operating extremes	10G
	Damage limits	100G
Life expectancy	Mechanical	10,000,000 operations (frequency 72,000 operations/hr)
	Electrical	100,000 operations (frequency 360 operations/hr)
Operating ambient temperature	-40~+85°C (no freezing)	
Weight	Approx. 5.5 g	

Note : (1) initial value

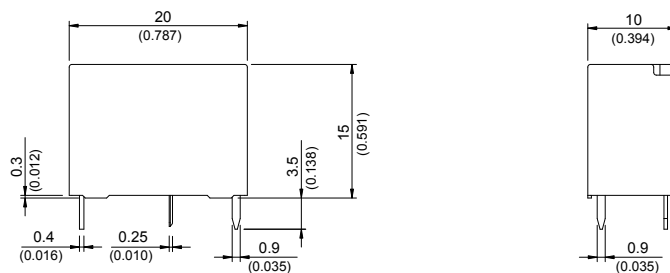
## »» Safety Approval

Certified	UL / CUL	VDE
File No.	E74321	40006691

## »» Safety Approval Rating

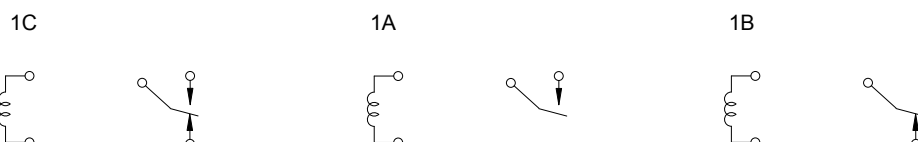
UL / CUL	VDE
NO : 10A 277VAC NC : 6A 277VAC	NO : 8A 250VAC T85 NC : 6A 250VAC T85

## »» Outline Dimensions



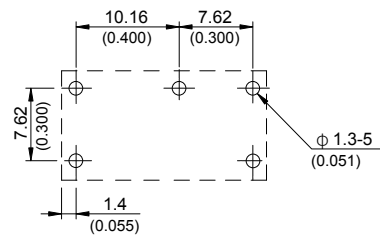
## »» Wiring Diagram

BOTTOM VIEW

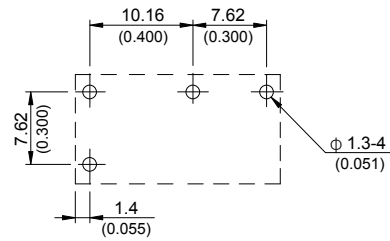


## »» PC Board Layout BOTTOM VIEW

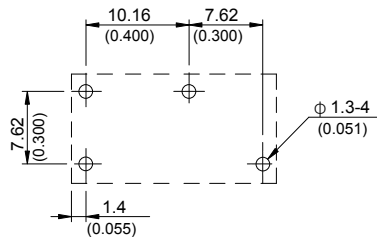
1C



1A



1B



## »» Engineering Data

