


## PCB RELAY



### JQX-15F/T90

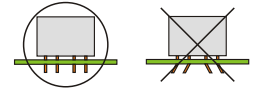
#### Contact specification

Contact form	1Z、1H、1D
Contact resistance	≤100mΩ ( 1A 6VDC )
Contact material	AgCdO AgSnO <sub>2</sub>
Contact capacity	NO:30A 240VAC/28VDC NC:20A 240VAC/28VDC



1H

1Z



#### Technical specification

Insulation resistance	≥1000MΩ ( 500VDC )
Dielectric strength	Between coil and contact ≥2500VAC 1min
	Between open contacts ≥1500VAC 1min
Operate / Release time	≤15ms/10ms
Terminal type	PCB mounting

#### Coil specification

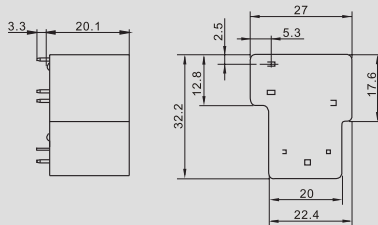
Rated coil power	DC 0.9W
------------------	---------

#### Coil data

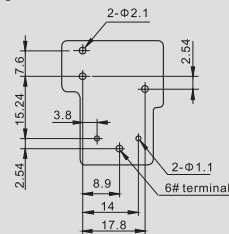
Nominal voltage VDC	Operate voltage VDC	Release voltage VDC	Coil resistance Ω ± 10%
5	3.75	0.5	30
6	4.5	0.6	45
9	6.75	0.9	100
12	9.0	1.2	160
15	11.25	1.5	260
18	13.5	1.8	385
24	18.0	2.4	660
48	36.0	4.8	2560
70	52.5	7.0	5500
110	82.5	11	13450

#### Outline dimension、Mounting holes (Bottom view)、Wiring diagram (Bottom view)

JQX-15F/T90 Outline dimension



JQX-15F/T90 Mounting holes (Bottom view)



JQX-16F/T90 Wiring diagram (Bottom view)

